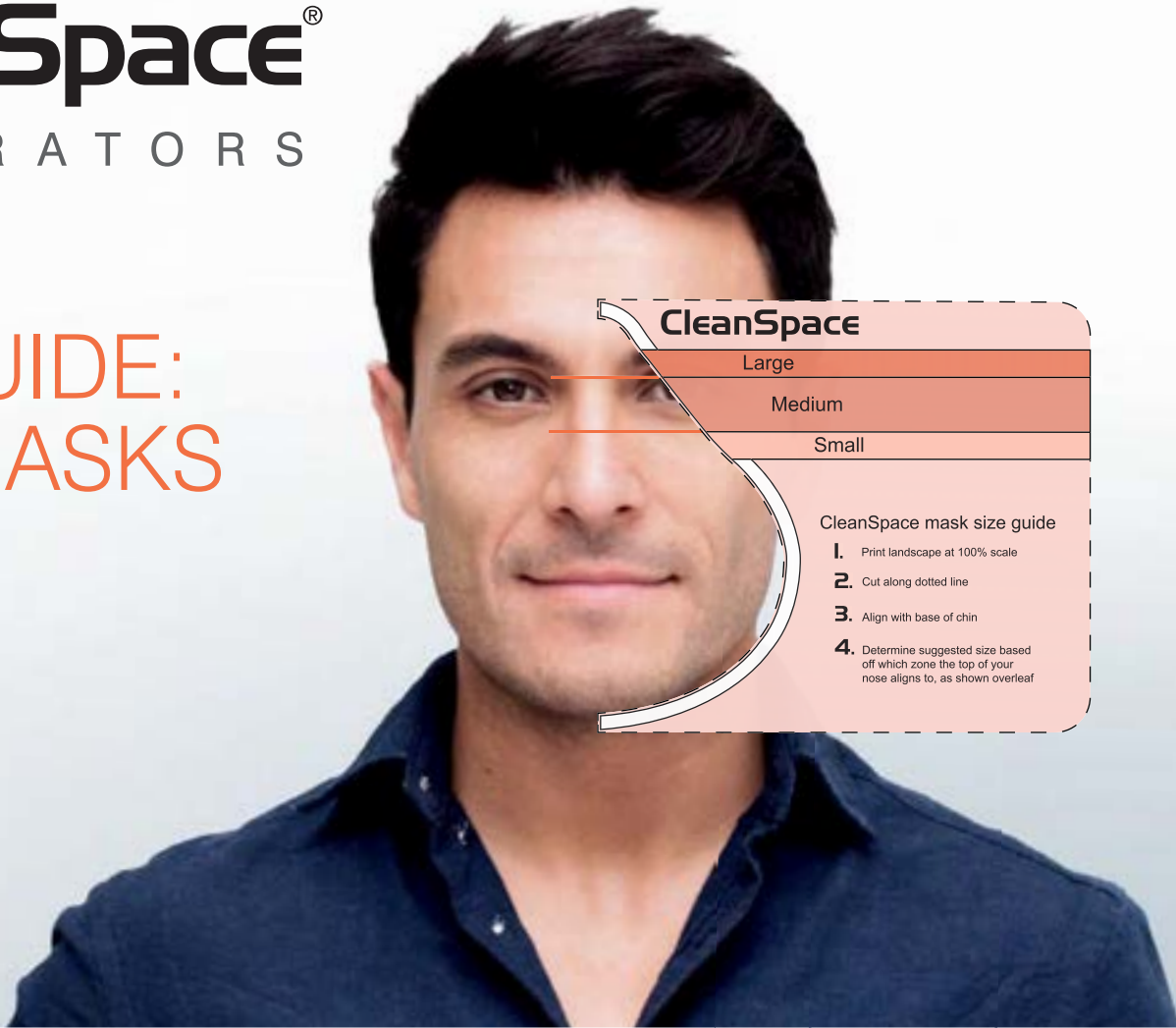
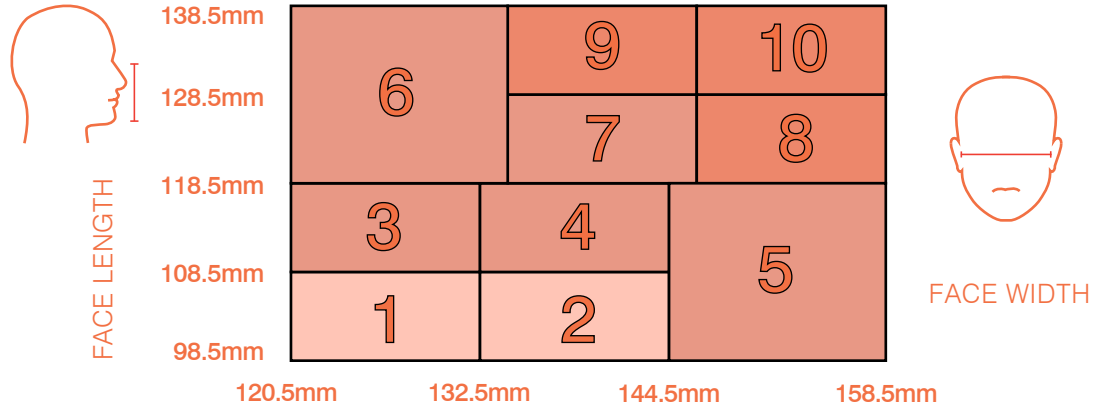


## SIZE GUIDE: HALF MASKS



- The CleanSpace size guide cutout is designed to provide an easily accessible guide to help find the right mask for you.
- By aligning this guide with the base of your chin you will be able to see which size we suggest for you.

For a precise fit combine the information from the mask guide cutout with this sizing table



Fit Number	First Try	Then Try
1-2	Small	Medium
3-7	Medium	Small OR Large
8-10	Large	Medium

\* On narrow faces, the action of pulling on the arms of the mask to tighten it causes the height of the mask to increase. The narrower the face, the more likely a smaller mask will be a better fit.

\* Face should be relaxed when taking measurements

\* No set of guidelines can ensure that you have the right size mask for your face. You must confirm the fit performed according to OSHA regulations 1910.134.

# CleanSpace

Large

Medium

Small

4.

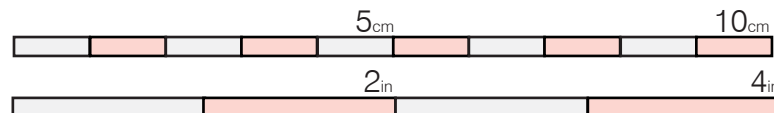
## CleanSpace mask size guide

1. Print landscape at 100% scale
2. Cut along dotted line
3. Align with base of chin
4. Determine suggested size based off which zone the top of your nose aligns to, as shown overleaf

3.

2.

1.



Printed ruler should align with a physical ruler if printed to 100% scale