MISE EN PLACE ET RETRAIT DU DEMI-MASQUE

CLEANSPACE PRO | CLEANSPACE ULTRA

CleanSpace® RESPIRATORS
Free the way you breathe

INSPECTION & ASSEMBLAGE

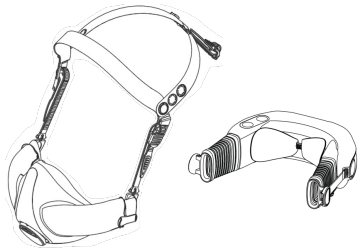

INSPECTER

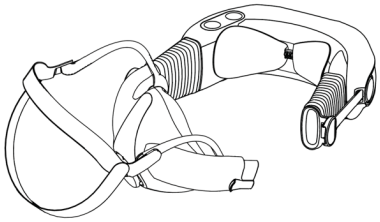

ASSEMBLER

ALLUMER

METTRE EN PLACE

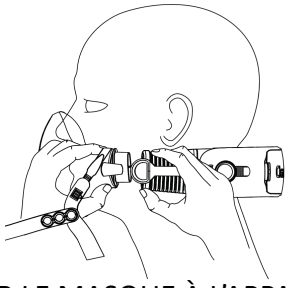

CLIPSER LE MASQUE À L'APPAREIL

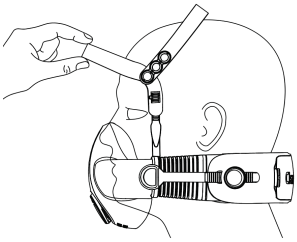

METTRE LE HARNAIS

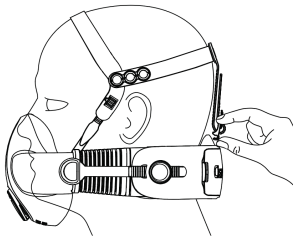

METTRE LE CROCHET

AJUSTER ET VÉRIFIER

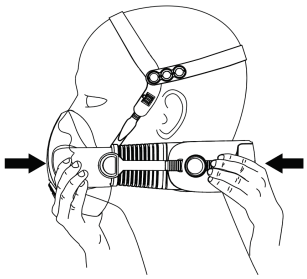

AJUSTER LES SOUFFLETS

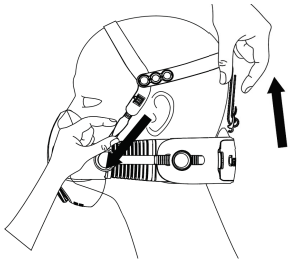

AJUSTER LES SANGLES DU HARNAIS

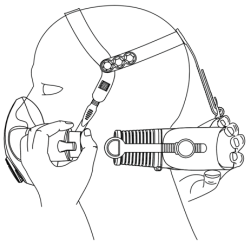

VÉRIFIER L'ÉTANCHÉITÉ DU MASQUE

RETIRER ET NETTOYER

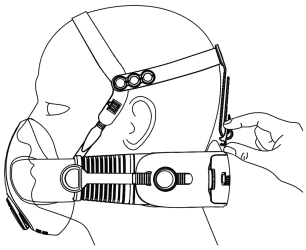

ENLEVER LE CROCHET ARRIÈRE

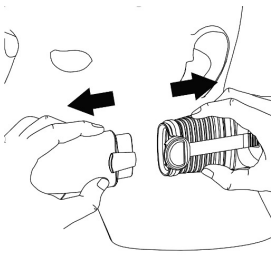

DÉCLIPSER ET ENLEVER



NETTOYER, ETC

ED-0106FR ECN2141 OCT23 REV1

IMPORTANT : Pour plus d'informations sur la mise en place et le retrait des appareils CleanSpace, reportez-vous toujours aux instructions d'utilisation.