MISE EN PLACE & RETRAIT DU MASQUE COMPLET

CLEANSPACE PRO | CLEANSPACE ULTRA

CleanSpace® RESPIRATORS
Free the way you breathe

INSPECTION & ASSEMBLAGE

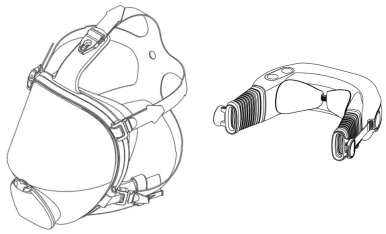

INSPECTER

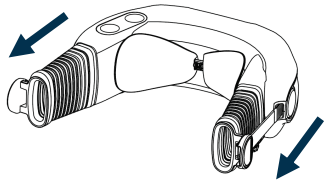

ALLONGER LES SOUFFLETS

ALLUMER

METTRE ET AJUSTER LE MASQUE COMPLET

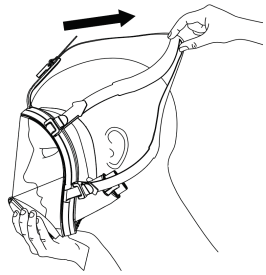

METTRE

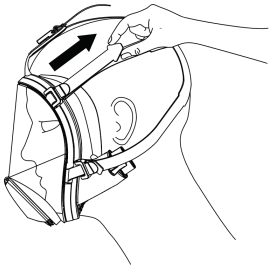

AJUSTER

VÉRIFIER

METTRE ET AJUSTER LE BLOC MOTEUR

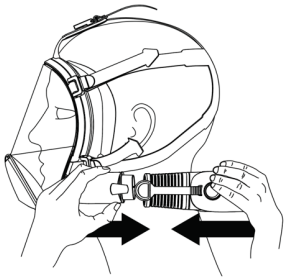

METTRE

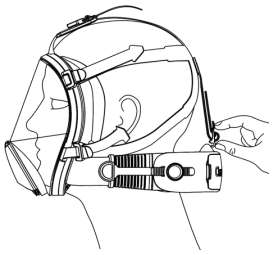

CROCHETER

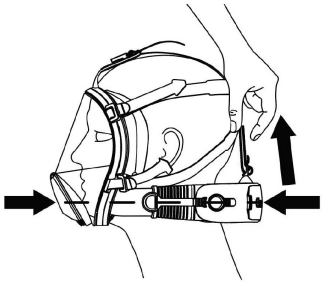

AJUSTER

RETIRER & NETTOYER

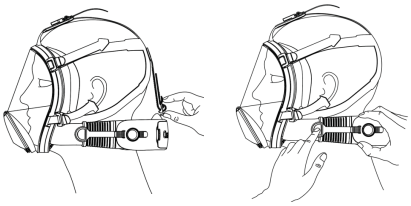

DÉCROCHETER, DÉCLIPSER & ENLEVER

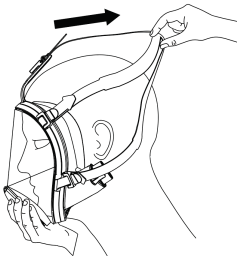

DESSÉRER LES SANGLES & ENLEVER

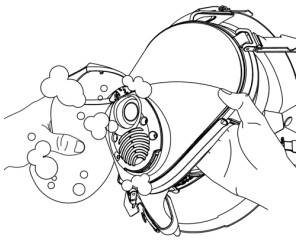

NETTOYER, ETC

ED-0107FR ECN2141 OCT23 REV1

IMPORTANT : Pour plus d'informations sur la mise en place et le retrait des appareils CleanSpace, reportez-vous toujours aux instructions d'utilisation.